



JEFFERSON COUNTY **ECONOMIC PROFILE**

**CELEBRATING ECONOMIC
VITALITY**

20 26

JEFFCOEDC
ECONOMIC DEVELOPMENT CORPORATION





ABOUT US

ABOUT JEFFCO EDC

Jefferson County Economic Development Corporation (Jeffco EDC) is Colorado’s premier economic development organization. Jeffco EDC is a consortium of private and public partners striving to enhance the economic vitality of Jefferson County through primary job creation and increased capital investment. Created in 1955, Jeffco EDC is the oldest economic development organization in the state and continues to provide excellence and leadership within the industry. Jeffco EDC serves as a leader on policies and matters impacting the economy, businesses and the overall business climate in Jefferson County, Colorado.

THE JEFFERSON COUNTY ECONOMIC DEVELOPMENT CORPORATION ADVANTAGE

Jeffco EDC provides professional services for site selection consultants and companies that are considering Jefferson County as a business location. From the initial site discussions, to first day of operations, Jeffco EDC can serve as the project’s point-of-contact, presenting an organized and streamlined process needed to make informed business decisions.

From vast rural acreage, thriving urban development, to tucked away mountain escapes, Jefferson County has everything you’d ever want when it comes to growing your business in Colorado. Our knowledge and experience is as diverse as the stunning landscapes that surround us.

Jeffco is an easily accessible and welcoming environment for business success and offers an unmatched quality of life.





JEFFCO EDC INVESTORS

Jeffco EDC is a public private partnership that believes the cornerstone of a healthy community is access to quality jobs. As the economic development arm for Jefferson County, our investors sit at the cross section of government, non-profit, education, and for-profit sectors with the common goal of ensuring economic vitality for our community. As the oldest economic development organization in Colorado, we have a storied history of success in thanks to our investors:

AC DEVELOPMENT COMPANY
 AFFILIATED ENGINEERS INC.
 APC RESOURCES, LLC
 BALL PROPERTIES
 BAUKNIGHT ENTERPRISES
 BENCHMARK COMMERCIAL
 CATALYST PUBLIC AFFAIRS
 CBRE
 CITY OF ARVADA
 CITY OF EDGEWATER
 CITY OF GOLDEN
 CITY OF LAKEWOOD
 CITY OF WESTMINSTER
 CITY OF WHEAT RIDGE
 COLORADO ARTS PRODUCTION
 COLORADO CHRISTIAN UNIVERSITY
 COLORADO GIVES FOUNDATION
 COLORADO SCHOOL OF MINES
 COMCAST
 COMMONSPIRIT
 CONFLUENCE COMPANIES

CRL ASSOCIATES
 CROFT ENGINEERING
 DENVER WEST BUSINESS PARK / DPC
 ERICKSON SENIOR LIVING
 FIRSTBANK
 FOOTERS CATERING
 GOOGLE FIBER
 HDR
 HENSEL PHELPS
 HUSCH BLACKWELL LLP
 JE DUNN CONSTRUCTION
 JEFFERSON COUNTY
 JEFFERSON COUNTY PUBLIC LIBRARY
 JEFFERSON COUNTY PUBLIC SCHOOLS
 JR ENGINEERING
 KOELBEL & COMPANY
 LAKEWOOD BRICK & TILE COMPANY
 LAMAR
 LOCKHEED MARTIN
 LUTHERAN MEDICAL CENTER
 MARTIN MARIETTA

MARTIN / MARTIN CONSULTING ENGINEERS
 MAXSON ENGINEERING
 METRO STATE UNIVERSITY
 MOLSON COORS BEVERAGE COMPANY
 NATIONAL LABORATORY OF THE ROCKIES (NLR)
 PILATUS AIRCRAFT USA LTD.
 PRECISION SIGN COMPANY
 RED ROCKS COMMUNITY COLLEGE
 RYAN COMPANIES
 SCHEMMER
 SOCIAL CAPITAL
 SUN CONSTRUCTION
 SWINERTON
 TERUMO BCT
 THE ARC
 THE PACHNER COMPANY
 US BANK
 WALL KANE CONSULTING
 WHIPPLEWOOD CPA
 XCEL ENERGY



ECODEVO SUCCESS

\$934M
CAPITAL INVESTMENTS

97 PROJECTS
23 EXPANSIONS
74 ATTRACTIONS

COMPLETED

600,578 SF ABSORPTION

\$23M
INCENTIVES FACILITATED
FOR PROJECTS

1,930
NEW JOBS

530,000 SF NEW INDUSTRIAL SPACE

5 YEAR RECAP

\$1B ANNUAL
PAYROLL
CREATED

10,176 JOBS CREATED

\$5.07B CAPEX CREATED



GOLDEN



LAKWOOD



ARVADA



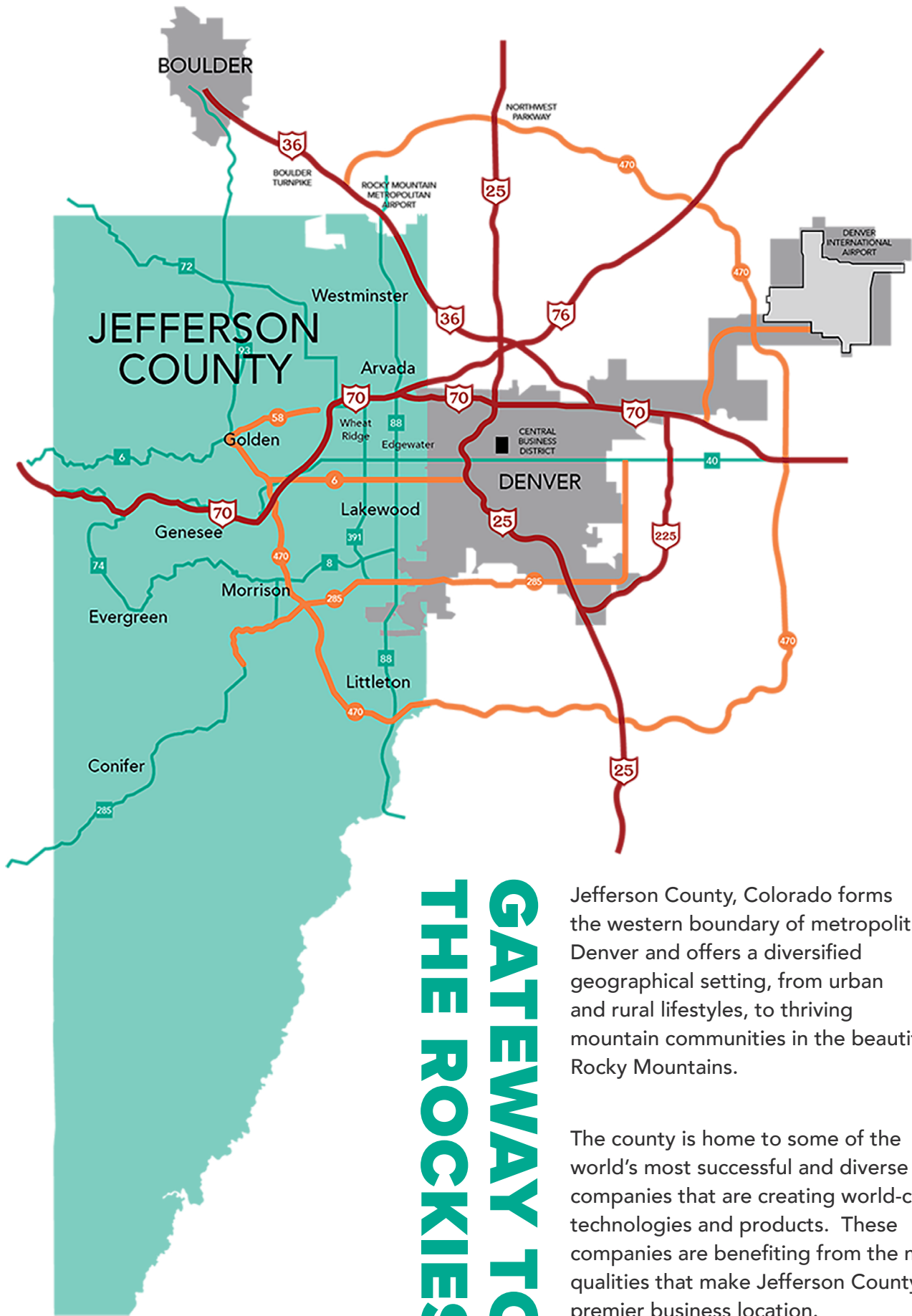
WHEAT RIDGE



WESTMINSTER



EDGEWATER



GATEWAY TO THE ROCKIES

Jefferson County, Colorado forms the western boundary of metropolitan Denver and offers a diversified geographical setting, from urban and rural lifestyles, to thriving mountain communities in the beautiful Rocky Mountains.

The county is home to some of the world's most successful and diverse companies that are creating world-class technologies and products. These companies are benefiting from the many qualities that make Jefferson County a premier business location.

JEFFERSON COUNTY ADVANTAGES

HIGHLY EDUCATED WORKFORCE

Jefferson County's highly educated workforce is growing. Residents in Jeffco with a bachelor's degree or higher increased by more than 12% from 2022 - 2024. Today, 54.2% of the residents in Jefferson County have a bachelor's degree or higher, helping position Colorado as the nation's 2nd most educated workforce. The county ranks 44th in the nation for the highest concentration of residents with a bachelor's degree.

BUSINESS-FRIENDLY TAX ENVIRONMENT

Companies in Jefferson County enjoy a pro-business tax climate that rewards investment, growth, and innovation. With a low tax environment at the state and local levels, the county continues to provide a business-friendly environment.

STRATEGIC LOCATION

With its close proximity to Denver International Airport and major transportation corridors, Jefferson County's integrated, cutting-edge infrastructure helps businesses efficiently reach markets locally and internationally.

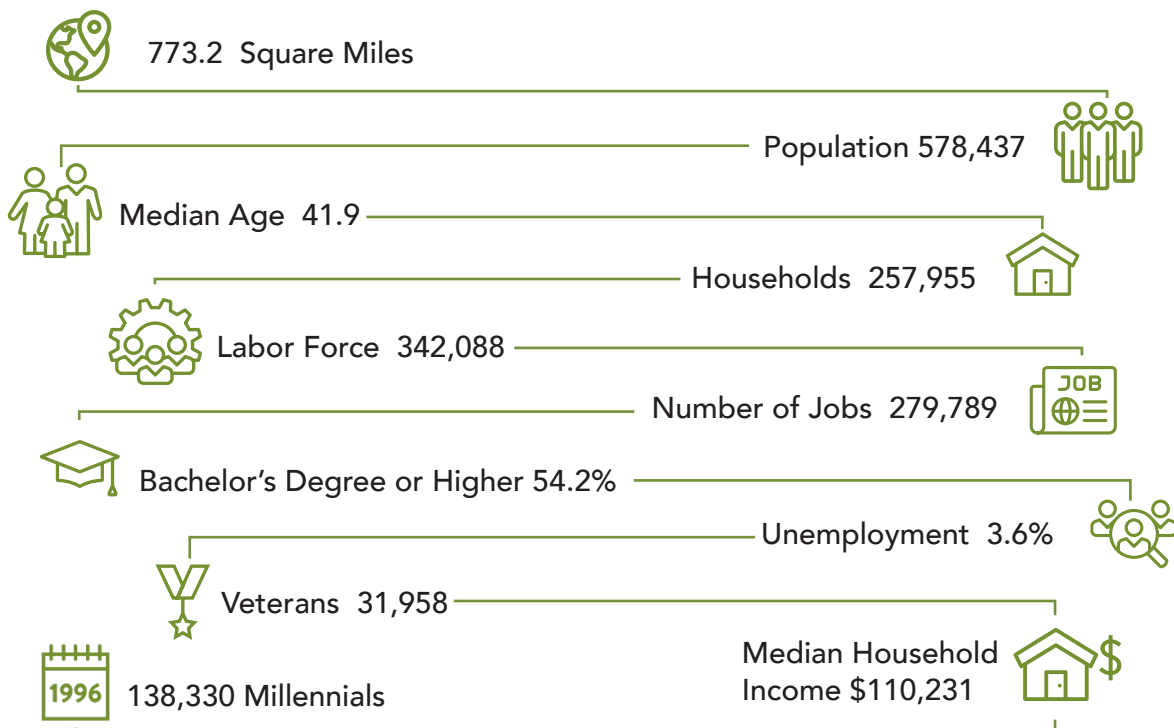
CENTER OF EXCELLENCE

Jefferson County is at the epicenter of innovation and entrepreneurial activity. The county's prominent role as a high-tech leader is greatly enhanced by the presence of the National Renewable Energy Laboratory and the Colorado School of Mines.

UNMATCHED QUALITY OF LIFE

With over 300 days of sunshine and diverse recreational opportunities, Jefferson County is one of the most active and healthiest regions in the country.

KEY JEFFERSON COUNTY DEMOGRAPHICS



POPULATION

POPULATION

JEFFERSON COUNTY 578,437

ARVADA 119,152*

BOW MAR 257*

EDGEWATER 4,924

GOLDEN 20,257

LAKESIDE 15

LAKEWOOD 155,485

LITTLETON 2,204*

MORRISON 393

MOUNTAIN VIEW 516

SUPERIOR 0*


WESTMINSTER 45,586*

WHEAT RIDGE 33,174

UNINCORPORATED 196,474

DENVER MSA 3,334,636

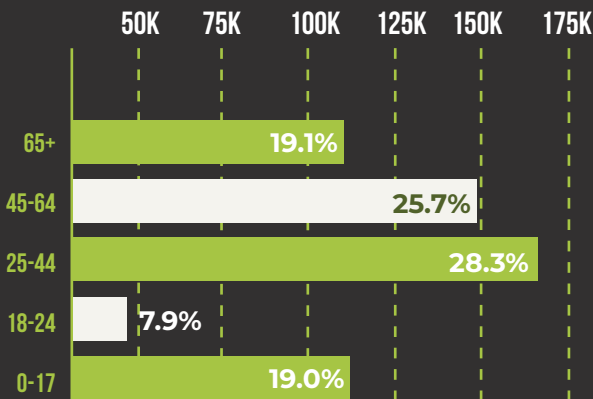
COLORADO 5,956,729



*Municipality is located in multiple counties.

Source: Colorado State Demography Office, 2024

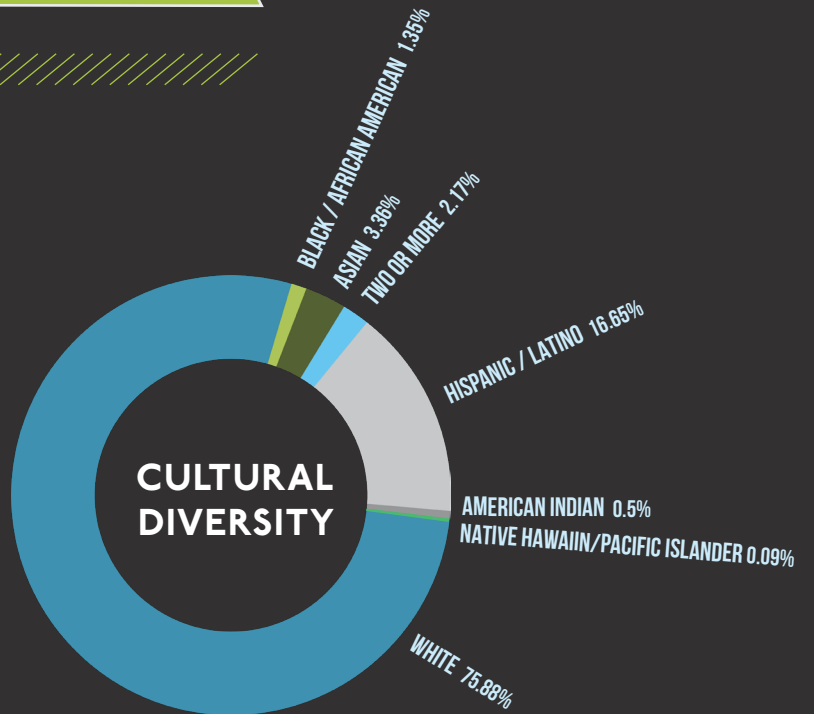
AGE DISTRIBUTION



MEDIAN AGE 41.9
 MALE 50.4%
 FEMALE 49.6%

Note: Percentages may not add due to rounding.
 Source: Colorado State Demography Office, 2024

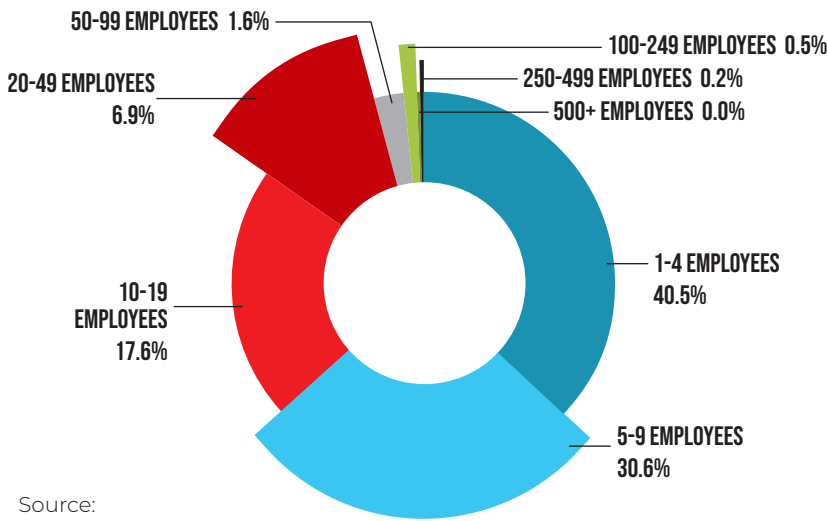
CULTURAL DIVERSITY



Source: Colorado State Demography Office, 2024

BUSINESS & INDUSTRY

BUSINESS SIZE



Source: Lightcast, 2026

2025 JEFFERSON COUNTY

GROSS REGIONAL PRODUCT	EXPORTS	IMPORTS	OUTPUT PER WORKER
\$46.7 B	\$48.8 B	\$53.4 B	\$216,492

Source: Lightcast & IMPLAN, 2025

TOP PRIMARY EMPLOYERS

PRODUCT/SERVICE

EMPLOYEES

LOCKHEED MARTIN	Aerospace & Defense	9,000
NATIONAL LABORATORY OF THE ROCKIES	Federal Research Laboratory	3,000
INTERMOUNTAIN HEALTH - LUTHERAN MEDICAL	Healthcare	2,300
COMMONSPIRIT - ST. ANTHONY HOSPITAL	Healthcare	2,200
MOLSON COORS BEVERAGE COMPANY	Beverages	2,200
BAE SYSTEMS	Aerospace	1,900
COORSTEK	Ceramic Component Mfg	1,700
TERUMO BCT, INC.	Medical Devices & Technology	1,500
TRIMBLE, INC.	GPS Systems	1,100

Source: Jeffco EDC & MDEDC 2025

INDUSTRY CLUSTER BREAKDOWN



Source: Colorado Department of Labor, 2025

INDUSTRY CLUSTER ECOSYSTEM



PRIMARY CLUSTERS



ADVANCED MANUFACTURING

COMPANIES: 541
 JOBS: 20,661
 AVG. SALARY: \$146,900
 LQ.: 0.97
 KEY EMP GROWTH: 6.8%



AEROSPACE

COMPANIES: 395
 JOBS: 12,017
 AVG. SALARY: \$192,500
 LQ.: 4.5
 KEY EMP GROWTH: 15.2%



AVIATION

COMPANIES: 52
 JOBS: 1,014
 AVG. SALARY: \$122,400
 LQ.: 0.44
 KEY EMP GROWTH: 14.2%



BEVERAGE PRODUCTION

COMPANIES: 48
 JOBS: 2,766
 AVG. SALARY: \$104,100
 LQ.: 3.5
 KEY EMP GROWTH: 14.1%



OUTDOOR RECREATION

COMPANIES: 155
 JOBS: 2,257
 AVG. SALARY: \$55,200
 LQ.: 0.9
 KEY EMP GROWTH: 19.4%



BIOSCIENCE

COMPANIES: 397
 JOBS: 9,096
 AVG. SALARY: \$158,500
 LQ.: 2.5
 KEY EMP GROWTH: 13.2%



ENERGY

COMPANIES: 2,376
 JOBS: 27,914
 AVG. SALARY: \$140,200
 LQ.: 1.9
 KEY EMP GROWTH: 4.6%



IT AND TELECOMMUNICATIONS

COMPANIES: 3,166
 JOBS: 23,106
 AVG. SALARY: \$149,300
 LQ.: 1.5
 KEY EMP GROWTH: 9.4%



RED "RESEARCH, ENGINEERING, & DESIGN"

COMPANIES: 1,001
 JOBS: 12,108
 AVG. SALARY: \$144,100
 LQ.: 2.82
 KEY EMP GROWTH: 15.9%

TARGET SUBCLUSTERS



CLEANTECH

COMPANIES: 1,207
 JOBS: 14,168
 AVG. SALARY: \$147,100
 LQ.: 2.38
 KEY EMP GROWTH: 15.2%



ELECTRONICS

COMPANIES: 377
 JOBS: 4,873
 AVG. SALARY: \$151,900
 LQ.: 1.48
 KEY EMP GROWTH: 4.7%



ARTIFICIAL INTELLIGENCE

COMPANIES: 39
 JOBS: 6,188
 AVG. SALARY: \$221,900
 LQ.: 2.61
 KEY EMP GROWTH: 16.6%



MEDICAL DEVICE MANUFACTURING

COMPANIES: 29
 JOBS: 2,996
 AVERAGE WAGE: \$150,100
 LQ.: 3.78
 KEY EMP GROWTH: 7.7%



CYBERSECURITY

COMPANIES: 3,839
 JOBS: 19,773
 AVERAGE WAGE: \$151,500
 LQ.: 1.84
 KEY EMP GROWTH: 17.5%

Source:
 Lightcast, 2026



INNOVATION ECOSYSTEM

Jefferson county is at the epicenter of innovation and entrepreneurial activity. The county’s high-tech industry hub is fueled by its highly educated workforce, world-renowned research institutions, and large concentration of companies in advanced industries that are driving technology development. Jefferson County continues to be at the top of innovation rankings, including:

- #1** Bioscience Employment Concentration*
- #3** Private Sector Aerospace Employment*
- #15** Venture Capital per \$10k GDP**
- #38** Patents Granted per Capita**
- #58** GDP per Capita**

96th Percentile for Advanced Industry Employment

97th Percentile for Industry Clusters with LQ Above 1.0

99th Percentile for SBIR Grants per Capita

*Source: Metro Denver EDC, 2023
(Metro Denver rankings)

**Source: U.S. EDA, 2022
Rankings based on 3,221 U.S. counties

UNITED STATES
PATENT AND TRADEMARK OFFICE



Metro Denver is home to the Rocky Mountain Regional USPTO office, one of just five regional offices in the nation.

30+

With more than 30 federal laboratories, Colorado has one of the highest per capita concentrations of federally-funded science, research, and engineering facilities in the nation.

LAUNCHED 
RESOURCE WEBSITE

A digital connected playground where the building blocks of your business’s future are right at your fingertips.

ECOSYSTEM ASSETS



Jefferson County is home to the National Laboratory of the Rockies (NLR), which is the nation’s premier federal laboratory for renewable energy and energy efficient R&D. With nearly 700 patents issued for NLR technologies, the lab continues to be a global leader for R&D and innovation. The economic impact of the lab topped \$1.9 billion nationwide in FY 2023.



The Colorado School of Mines (Mines) continues to rank as one of the top engineering schools in the nation. With its recently re-awarded Carnegie R1 Classification, the university remains in the top 4% of research institutions in the nation. Over the last ten years, Mines’ research funding has grown nearly 70%. In 2024, Mines was awarded \$106 million for research.

TAXES



LOCAL & STATE

2026 ASSESSMENT RATES*

Residential - Local Government	6.8%
Residential - Schools	7.05%
Vacant Land	26%
Commercial/Industrial	26%

2026 MILL RATES

Jefferson County	26.978
City/Special Districts	Varies by Location

STATE INCOME TAX

Personal Income Tax	4.40%
Corporate Income Tax	4.40%

**Beginning in 2025, residential property has two assessment rates of 7.05% for schools and 6.25% for local governments.*

SALES TAX RATE	STATE	CITY	COUNTY*	RTD/CD**	TOTAL
ARVADA	2.9	3.46	0.5	1.1	7.96
EDGEWATER	2.9	3.50	0.5	1.1	8.00
GOLDEN	2.9	3.00	0.5	1.1	7.50
LAKESIDE	2.9	2.80	0.5	1.1	7.30
LAKESIDE	2.9	3.00	0.5	1.1	7.50
MORRISON	2.9	3.75	0.5	1.1	8.25
MOUNTAIN VIEW	2.9	4.00	0.5	1.1	8.50
SUPERIOR	2.9	3.78	0.5	1.1	8.28
WESTMINSTER	2.9	4.25	0.5	1.1	8.75
WHEAT RIDGE	2.9	3.50	0.5	1.1	8.00
UNINCORPORATED	2.9	N/A	0.5	1.1	4.50

*Jeffco Open Space

**Regional Transportation District/Cultural Facilities District

BUSINESS PERSONAL PROPERTY TAX

Jefferson County realizes the importance of growing its primary employment base to strengthen the local economy. As a benefit to the region's businesses, the county has eliminated its portion of the business personal property tax (BPPT) to show the business community that it values their business and understands that decreasing the overall tax burden will yield more jobs and capital investment. The elimination only applies to the county's portion of its BPPT, payable to the general fund, and does not apply to other funds, including the developmental disability, library, R1 school district, urban renewal, and other special district funds.

COLORADO TAX ADVANTAGES

Colorado does not charge an inventory, estate, or inheritance tax.

OCCUPATIONAL HEAD TAX

Jefferson County does not charge an occupational head tax to employers and employees.

RIGHT-TO-WORK

Colorado is a modified right-to-work state, with the most progressive labor laws in the country. The Colorado Labor Peace Act requires two elections and approval from 75 percent of a company's workers before becoming unionized.

SINGLE-FACTOR TAX APPORTIONMENT

Colorado simplified its corporate income tax structure in 2008 changing from multiple-factor to single-factor apportionment, which assesses taxes on a company's sales in Colorado only.

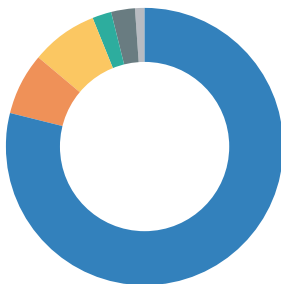
WORKFORCE

LABOR FORCE

	LABOR FORCE	UNEMPLOYMENT RATE	LABOR FORCE PARTICIPATION RATE
JEFFERSON COUNTY	342,088	3.6%	71.1%
METRO DENVER	1,944,951	3.8%	66.9%
COLORADO	3,279,186	3.8%	66.5%

Source: CDLE(1), 2024 & (2)Lightcast, Q4 2024, (3) U.S. Census Bureau 2025

SOC CODE	TOP OCCUPATION GROUPS	2025 JOBS	2024-2025 % CHANGE	AVG. HOURLY EARNINGS	AVG. ANNUAL EARNINGS	2025 LOCATION QUOTIENT
11-0000	MANAGEMENT	18,278	2%	\$72.28	\$133,776.71	0.85
13-0000	BUSINESS & FINANCIAL OPERATIONS	26,867	1%	\$46.73	\$85,196.97	1.44
15-0000	COMPUTER & MATHEMATICAL	12,818	3%	\$55.22	\$107,502.57	1.41
17-0000	ARCHITECTURE & ENGINEERING	10,162	2%	\$55.85	\$106,769.46	2.27
19-0000	LIFE, PHYSICAL & SOCIAL SCIENCE	4,477	3%	\$44.91	\$80,463.82	1.63
21-0000	COMMUNITY & SOCIAL SERVICE	5,403	2%	\$33.02	\$63,489.72	1.03
23-0000	LEGAL	2,498	0%	\$72.56	\$117,540.64	1.03
25-0000	EDUCATIONAL INSTRUCTION & LIBRARY	14,075	2%	\$28.93	\$52,787.34	0.88
27-0000	ARTS, DESIGN, ENTERTAINMENT, SPORTS & MEDIA	5,718	2%	\$36.12	\$53,808.04	1.10
29-0000	HEALTHCARE PRACTITIONERS & TECHNICAL	14,438	2%	\$55.54	\$97,427.36	0.87
31-0000	HEALTHCARE SUPPORT	10,338	2%	\$22.79	\$43,850.82	0.75
33-0000	PROTECTIVE SERVICE	5,892	2%	\$34.61	\$64,231.97	0.94
35-0000	FOOD PREPARATION & SERVING RELATED	26,172	2%	\$19.63	\$37,280.03	1.15
37-0000	BUILDING & GROUNDS CLEANING & MAINTENANCE	8,624	0%	\$20.74	\$38,517.75	0.90
39-0000	PERSONAL CARE & SERVICE	9,575	2%	\$21.28	\$36,561.08	1.20
41-0000	SALES & RELATED	30,178	0%	\$32.31	\$44,273.61	1.26
43-0000	OFFICE & ADMINISTRATIVE SUPPORT	22,225	1%	\$26.16	\$50,219.97	0.86
45-0000	FARMING, FISHING, & FORESTRY	513	1%	\$20.31	\$35,993.78	0.27
47-0000	CONSTRUCTION & EXTRACTION	14,806	1%	\$31.87	\$61,161.64	1.16
49-0000	INSTALLATION, MAINTENANCE, & REPAIR	9,650	2%	\$33.08	\$62,839.43	0.87
51-0000	PRODUCTION	10,271	1%	\$27.68	\$51,889.65	0.69
53-0000	TRANSPORTATION & MATERIAL MOVING	15,434	1%	\$25.11	\$45,987.53	0.64
55-0000	MILITARY ONLY	742	0%	\$19.68	\$31,269.33	0.49



EMPLOYMENT BY TYPE	PERCENTAGES
PRIVATE	79.1%
SELF -EMPLOYED	7.1%
LOCAL GOVERNMENT	7.9%
STATE GOVERNMENTT	2.2%
FEDERAL GOVERNMENT	2.7%
OTHER NON-COVERED	1.0%

Source: Lightcast 2025

REAL ESTATE

REAL ESTATE MARKET OVERVIEW

OFFICE	Inventory S.F.	% Vacant	Avg. Lease Rate / S.F.	New Const. S.F.	Under Const. S.F.
METRO DENVER	185,891,618	18.1%	\$24.74	547,848	1,539,049
JEFFCO	24,976,121	10.9%	\$21.71	0	234,499
INDUSTRIAL	Inventory S.F.	% Vacant	Avg. Lease Rate / S.F.	New Const. S.F.	Under Const. S.F.
METRO DENVER	249,326,990	8.7%	\$10.21	2,101,782	5,821,041
JEFFCO	20,268,030	6.2%	\$12.70	529,280	200,618
FLEX	Inventory S.F.	% Vacant	Avg. Lease Rate / S.F.	New Const. S.F.	Under Const. S.F.
METRO DENVER	35,550,012	9.1%	\$15.61	160,144	49,875
JEFFCO	10,697,643	4.3%	\$14.77	0	49,875

Source: CoStar, 2025

UTILITY COSTS

ELECTRICITY	Colorado	U.S. Average
INDUSTRIAL	9.12 cents/kWh	8.44 cents/kWh
COMMERCIAL	12.62 cents/kWh	13.19 cents/kWh
NATURAL GAS	Colorado	U.S. Average
INDUSTRIAL	\$7.61/1000 cu. ft.	\$4.07/1000 cu. ft.
COMMERCIAL	\$8.66/1000 cu. ft.	\$10.07/1000 cu. ft.

Source: U.S. Energy Information Administration, 2024

CONSTRUCTION COST INDEX

	Materials	Installation	Composite
ATLANTA	100.8	75.0	90.7
DALLAS	97.3	66.6	85.2
DENVER	99.9	76.9	91.0
PHOENIX	98.5	74.9	89.3
SAN FRANCISCO	103.0	167.1	128.0
SEATTLE	100.89	118.0	107.6
NATION	100.0	100.0	100.0

Source: Construction Cost Insights, Q1 2025



DEN is one of the country's newest airports and is the 4th busiest airport in the nation and 10th busiest in the world. DEN served a record-breaking 82.4 million passengers in 2025. Home to 25 commercial carriers, the airport has 231 nonstop destinations, which includes 197 domestic destinations in 46 states, and 34 international destinations in 19 countries. The airport generates over \$47.2 billion for the region annually and has over 40,000 employees. DEN is the largest airport site in North America and the second-largest in the world. The airport operates on 53 square miles (34,000 acres) of land.

To meet future demand, the airport is currently working on its \$1.5 billion gate expansion project, which will add 39 new gates to accommodate a 30% increase in gate capacity for 100 million passengers a year.



ROCKY MOUNTAIN METROPOLITAN AIRPORT (BJC)

Located in the north region of Jefferson County, the Rocky Mountain Metropolitan Airport (RMMA) is the closest airport to both downtown Denver and Boulder. RMMA serves as a reliever airport to DEN and is the 3rd busiest airport in Colorado. The airport consists of approximately 1,700 acres of property, including more than 170 acres of shovel-ready land available for aviation development with direct access to runway operations. Established in 1960, RMMA generates \$1.4 billion for the region annually and supports nearly 5,000 jobs. The airport continues to provide many economic development benefits for the region, including:

- An on-site U.S. customs office operating 24 hours per day
- No charge on landing fees
- Two fixed-base operators
- Is a designated Enterprise Zone and Foreign Trade Zone
- And is home to over 50 businesses and 400 based aircraft.

TRANSPORTATION


REGIONAL TRANSPORTATION DISTRICT (RTD) FASTTRACKS PROJECT

The nation's largest voter-approved transit expansion program, is a \$7.4 billion project that will provide 122 miles of commuter/light rail with 57 stations and 18 miles of bus rapid transit for easy, convenient connections across metro Denver. RTD FasTracks serves Jefferson County with the W and G Lines.

HIGHWAYS

Interstate 70 is a major east/west transportation corridor that runs through Jefferson County and provides access to major highways. State Highway C-470 connects I-70 to the county, as well as I-25 to the south, which is the major north/south interstate through Colorado.

The Jefferson Parkway is the last 10-mile segment of the roadway needed to complete the beltway around metro Denver, currently consisting of E-470, C-470, and the Northwest Parkway. Completion of the beltway is expected to influence residential and non-residential development along the Parkway as regional access improves.





EDUCATION

JEFFERSON COUNTY COLLEGES & UNIVERSITIES

COLORADO CHRISTIAN UNIVERSITY (CCU)

Colorado Christian University (CCU) is a premier interdenominational Christian institution located in Lakewood Colorado. The Chronicle of Higher Education Almanac 2023-2024 ranks CCU as Top 6 in fastest growing colleges in the nation. CCU offers over 200 academic programs options across various disciplines. Additionally, they provide undergraduate and graduate degrees programs to over 8,600 adult learners worldwide.

COLORADO SCHOOL OF MINES (MINES)

Colorado School of Mines (Mines) is a renowned public research university located in Golden, Colorado. Mines focuses on the responsible stewardship of the earth and its resources. It has a prestigious Research (R1) classification by the Carnegie Classification of Institutions of Higher Education. Mines is ranked #1 Mineral and Mining University according to QS World University Rankings, 2026 and the #1 National University in Colorado by U.S. News & World Report. Additionally, Mines has received 136M in research awards and has over 35,000 Sq.ft of makerspaces dedicated to student innovation.

RED ROCKS COMMUNITY COLLEGE (RRCC)

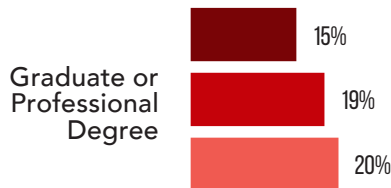
More than 13,000 students per year choose RRCC to get a jump start on a bachelor's degree, earn an associate degree or certificate. With an impressive array of 125 degree programs with 285 certificate programs available. Plus, specific programs such as Physician Assistant and Early Childhood Education have earned accreditation by the Higher Learning Commission. Notably, RRCC hosts the second largest OSHA training center in the country, the Rocky Mountain Education Center (RMEC). The RMEC also administers the Colorado First and Existing Industry (CFEI) Grant program for the State of Colorado serving employers in Jefferson, Clear Creek, Park, and Gilpin counties.

ROCKY MOUNTAIN COLLEGE OF ART & DESIGN (RMCAD)

Rocky Mountain College of Art and Design (RMCAD) is recognized as one of the nation's leading art and design institutions and is the only art and design college in Colorado offering Bachelor of Fine Arts degrees across 11 distinct disciplines. RMCAD is regionally accredited by the Higher Learning Commission (HLC) and is a member of the North Central Association of Colleges and Schools. In addition, the college holds specialized accreditation from the National Association of Schools of Art and Design (NASAD) and the Council for Interior Design Accreditation (CIDA).

EDUCATIONAL ATTAINMENT PERCENT OF TOTAL - 25 YEARS AND OVER

US ■ Colorado ■ Jefferson County



Source: U.S. Census Bureau ACS, 2024

MOST COMMON BACHELOR DEGREES AWARDED

- Mechanical Engineering (321 Degrees)
- Computer Science (222 Degrees)
- Chemical Engineering (149 Degrees)

Source: The Integrated Postsecondary Education Data System (IPEDS), 2023-2024



Jeffco Public Schools, Colorado's second largest school district, has been providing educational excellence for over 70 years. During the 2025-2026 school year, the district served 75,000 students at over 150 schools across Jefferson County.

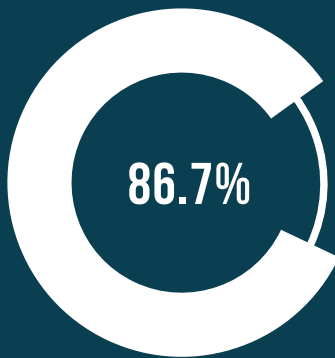
PUBLIC EDUCATION

PRESCHOOLS*	60
ELEMENTARY SCHOOLS	72
ELEMENTARY K-8	4
MIDDLE SCHOOLS	18
HIGH SCHOOLS	17
OPTION/SPECIAL SCHOOLS	19
CHARTER SCHOOLS	18
ONLINE SCHOOLS	2
CAREER/TECH ED SCHOOLS	1 SCHOOL, 3 CAMPUSES
OUTDOOR LABORATORY SCHOOLS	2
TOTAL 2025-2026 ENROLLMENT	74,200
STAFF	10,450
TEACHERS	5,497
STUDENT-TO-TEACHER RATIO	17:1
GRADUATION RATE	86.7%

*Located at elementary schools | Source: Colorado Department of Education & Jeffco Public Schools, 2025

HIGH SCHOOL GRADUATION STATISTICS

JEFFERSON COUNTY



COLORADO



U.S. AVERAGE



JEFFCO PRIVATE OCCUPATIONAL SCHOOLS

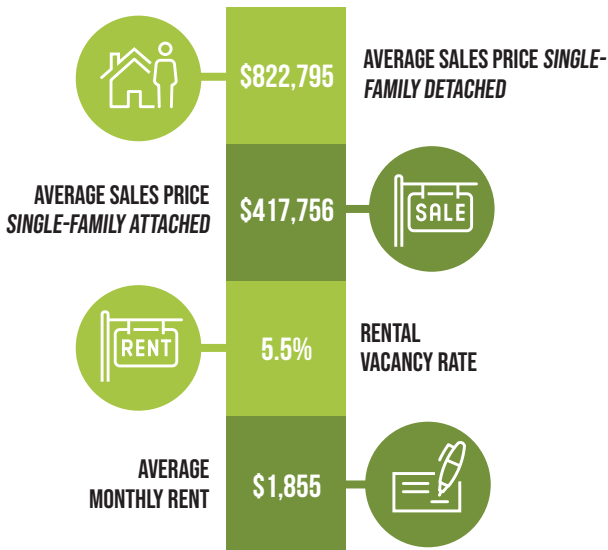
- Spartan College of Aeronautics & Technology
- US Truck Driving School
- Colorado School of Trades
- Denver Dental Assistant School
- Macintosh Real Estate School
- Rocky Mountain Laser College
- American Dream Real Estate School
- Colorado School of Healing Arts

Source: Colorado Department of Higher Education, 2025



LIVING HERE

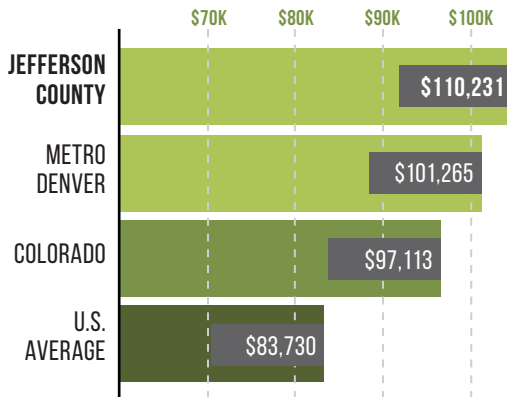
JEFFERSON COUNTY HOUSING COSTS



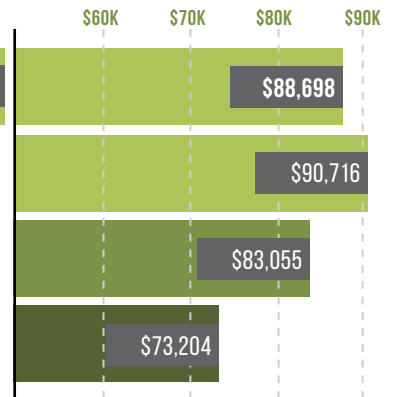
Source: Denver Metro Association of Realtors, Q3 2025

Denver Metro Apartment Vacancy Survey, Q3 2025

MEDIAN HOUSEHOLD INCOME



PER CAPITA INCOME



Source: us census, 2024

COST OF LIVING INDEX

	COMPOSITE	GROCERY	HOUSING	UTILITIES	TRANSPORTATION	HEALTHCARE	MISC. GOODS & SERVICES
AUSTIN	95.7	95.2	99.6	99.1	93.1	91.3	93.1
CHICAGO	116.9	103.4	90.9	90.9	103.9	117.2	106.6
DENVER	110.4	103.4	124.2	88.1	99.3	120.6	109.1
DALLAS	102.6	104.5	108.8	78.4	98.5	98.3	104.3
PHOENIX	106.8	103.4	114.4	109.4	104.1	104.9	102.4
PORTLAND	117.0	106.1	140.0	96.1	124.0	122.6	105.3

Source: C2ER, Q4 2025

HEALTHCARE

INTERMOUNTAIN HEALTH – LUTHERAN MEDICAL CENTER

Intermountain Health Lutheran Medical Center is a trusted, award-winning healthcare provider recognized for exceptional patient care, clinical excellence, and deep community commitment. Located in Wheat Ridge, Colorado, the hospital has a long-standing legacy of delivering high-quality medical services and has earned numerous accolades for innovation, compassion, and outcomes.

Lutheran Medical Center offers a comprehensive range of services, including specialized cancer care through Cancer Centers of Colorado, accredited by both the National Accreditation Program for Breast Centers (NAPBC) and the American College of Radiology (ACR). The hospital has also achieved the prestigious Magnet® Recognition, awarded by the American Nurses Credentialing Center, reflecting its commitment to nursing excellence, professional collaboration, and consistently outstanding patient care.

In 2025, Intermountain Health expanded its services with the opening of the Wound Care and Hyperbaric Medicine Clinic. Chronic wounds affect an estimated 8 million people in the United States, including individuals with diabetic foot ulcers, pressure injuries, venous leg ulcers, and other complex, non-healing wounds. The clinic provides advanced outpatient wound care and hyperbaric oxygen therapy to patients across Wheat Ridge, Golden, Arvada, Lakewood, and surrounding communities, while Lutheran Medical Center continues to deliver inpatient wound care for hospitalized patients.

Hyperbaric medicine supports healing for a wide range of conditions, including certain non-healing wounds, late effects of cancer radiation therapy, and carbon monoxide poisoning. The addition of hyperbaric chambers represents one of many milestones in Lutheran Medical Center's ongoing mission to advance care and improve healing outcomes for community members with complex medical needs.

COMMONSPIRIT – ST. ANTHONY HOSPITAL

CommonSpirit St. Anthony Hospital is a leading healthcare provider located in Lakewood, Colorado, and a cornerstone of the CommonSpirit Health system—one of the largest nonprofit health systems in the United States. The hospital is widely recognized for its comprehensive medical services, commitment to patient safety, and high standards of quality care.

In 2024, St. Anthony Hospital earned a prestigious 5-star rating from the Centers for Medicare & Medicaid Services (CMS), placing it among the top 10% of hospitals nationwide. This distinction reflects excellence across key quality measures, including safety of care, mortality outcomes, patient experience, readmission rates, and the delivery of timely and effective care.

As a Level I Trauma Center and Comprehensive Stroke Center, St. Anthony Hospital provides advanced, lifesaving care and highly specialized services comparable to the region's leading medical centers. Deeply committed to community health, education, and innovation, St. Anthony Hospital plays a vital role in improving the well-being of the residents it serves.

KAISER PERMANENTE

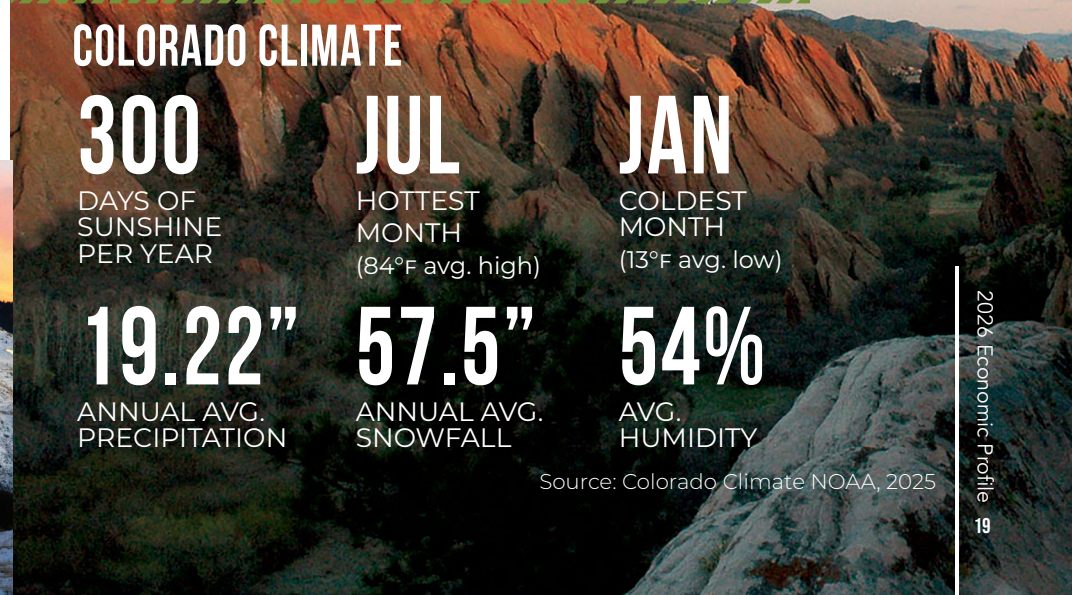
One of the largest not-for-profit health plans serves Jefferson County with 34 offices throughout Colorado, Kaiser Permanente is deeply involved in the local community, offering various health and wellness programs, educational workshops, and preventive care initiatives to promote overall community health. The organization is committed to maintaining high standards of quality and safety. Kaiser Permanente facilities in Colorado have received numerous accolades for their patient care and safety measures.

JEFFERSON COUNTY OPEN SPACE PROGRAM

Jefferson County Open Space (JCOS) is a nationally recognized conservation and recreation program, supported by a 0.5% sales tax on county retail purchases. For more than four decades, JCOS has protected vital landscapes and expanded public access to Colorado's natural heritage through strategic land acquisitions and stewardship. Today, the JCOS system encompasses more than 58,000 acres, includes 27 parks, and features an extensive 275+ mile trail network. Located near Evergreen, Colorado, this area supports diverse wildlife habitats and offers a wide range of year-round outdoor recreation opportunities for residents and visitors alike.

ACCORDING TO THE
2025 UNITED HEALTH
FOUNDATION REPORT,
COLORADO RANKS:

- 1st Lowest obesity rate
- 1st Lowest diabetes rate
- 1st Minutes of physical Activity
- 1st Smoke-Free Policies
- 3rd Lowest cardiovascular disease



COLORADO CLIMATE

300

DAYS OF
SUNSHINE
PER YEAR

JUL

HOTTEST
MONTH
(84°F avg. high)

JAN

COLDEST
MONTH
(13°F avg. low)

19.22"

ANNUAL AVG.
PRECIPITATION

57.5"

ANNUAL AVG.
SNOWFALL

54%

AVG.
HUMIDITY

Source: Colorado Climate NOAA, 2025



OPENING THE FUTURE FOR BUSINESS IN **JEFFERSON COUNTY, COLORADO**

JEFFERSON COUNTY ECONOMIC DEVELOPMENT CORPORATION

is an advocate for the county's business community and is dedicated to building economic prosperity. Jeffco EDC promotes job creation by encouraging attraction, expansion, and retention of primary employers.

Jefferson County is home to some of the world's most successful and diverse companies that are creating world-class technologies and products, including Lockheed Martin, Molson Coors Beverage Company, Terumo BCT, and Pilatus Aircraft USA.

Join these companies and benefit from Jefferson County's pro-business environment, highly educated workforce, strategic location, and unmatched quality of life.